



HAM-LET INSTRUMENTATION QUICK CONNECTORS

QCLOK[®]



FEATURES

- Working pressure rating up to 3,000 psig (206 bar)
- Interchangeable and intermixable with major instrumentation quick connectors in the market
- Fluorocarbon FKM O-Rings standard
- Smooth and safe connection between the body to the SESO/DESO is reached by a simple pushing operation due to a smart heavy-duty locking mechanism
- The QC-LOK® Instrumentation Quick Connectors validation tests are based on ANSI/B93.51M-1980

GENERAL

The HAM-LET QC-LOK® Instrumentation Quick Connectors are designed for service in a large variety of applications.

MATERIALS OF CONSTRUCTION

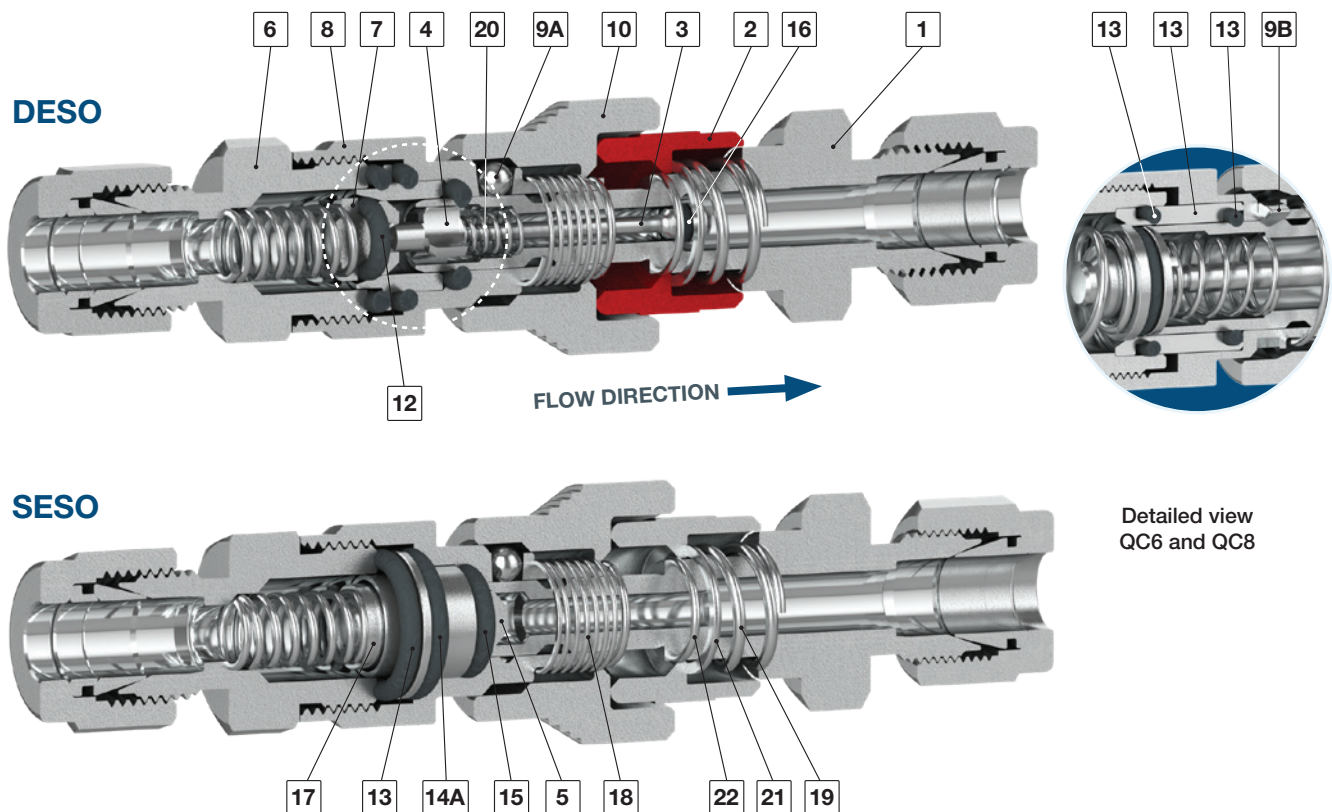
	Components	Material
Valved and Non-Valved Stems	1 Body*	316 SST
	2 Sleeve	316 SST
	3 Stem*	316 SST
	4 Stem nut*	316 SST
	5 Extender*	316 SST
Body	6 End connection*	316 SST
	7 Poppet*	316 SST
	8 Body*	316 SST
	¹ 9A Locking balls	302 SST
	² 9B Locking dogs	316 SST
	10 Sleeve	316 SST
	11 Internal body*	316 SST

	Components	Material
O-Rings	12* Poppet seal	Fluorocarbon FKM
	13* End connection seal	Fluorocarbon FKM
	¹ 14A Body seal	Fluorocarbon FKM
	15* Stem seal	Fluorocarbon FKM
	16* Stem Internal seal	Fluorocarbon FKM
Springs	17* Poppet spring	316 SST
	18 Body sleeve spring	316 SST
	19 Stem sleeve spring	316 SST
	20 Stem spring	316 SST
	21 Stem sleeve locking ring	316 SST
	22 Body sleeve locking ring	316 SST

* Wetted parts

1 - QC4 Only 2 - QC6 and QC8 Only

QC4 CROSS SECTION



CLEANING & PACKAGING

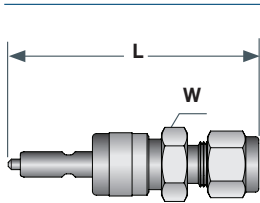
Each QC-LOK is cleaned in accordance with Standard Cleaning and Packaging (procedure 8184). Oxygen Clean & Lubricant-Free Cleaning and packaging, in accordance with Special Cleaning and Packaging (procedure 8185), is available as an option.

TESTING

The Quick Connectors design has been tested for proof and burst. Every a Quick connector is factory tested for proper assembly by leakage detection at 1000 psig (68 bar) or its maximum working pressure if less than 1000 psig (68 bar). The maximum allowable leakage is 0.1 std cc/min.

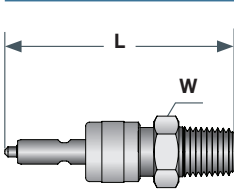
QC-LOK® SERIES DIMENSIONS - STEM

LET-LOK® Stem



Fitting Size	Basic Ordering Numbers		Series	Flow Coefficient (Cv)		Dimensions		
	SESO	DESO		SESO	DESO	L		W
						SESO	DESO	
Dimensions, in. (mm)								
1/8"	QC4-SS-S-L-1/8	NA	QC4	0.08	-	2.27 (57.8)	-	5/8
1/4"	QC4-SS-S-L-1/4	QC4-SS-D-L-1/4	QC4	0.3	0.2	2.36 (59.9)	2.42 (61.5)	5/8
3/8"	QC6-SS-S-L-3/8	QC6-SS-D-L-3/8	QC6	1.0	0.5	2.52 (64.0)	2.64 (67.1)	3/4
1/2"	QC8-SS-S-L-1/2	QC8-SS-D-L-1/2	QC8	2.4	1.5	2.96 (75.2)	3.16 (80.3)	15/16
Dimensions, mm (in.)								
6 mm	QC4-SS-S-L-6MM	QC4-SS-D-L-6MM	QC4	0.3	0.2	59.9 (2.36)	61.5 (2.42)	16
10 mm	QC6-SS-S-L-10MM	QC6-SS-D-L-10MM	QC6	1.0	0.5	67.3 (2.65)	70.4 (2.77)	22
12 mm	QC8-SS-S-L-12MM	QC8-SS-D-L-12MM	QC8	2.4	1.5	75.2 (2.96)	80.3 (3.16)	24

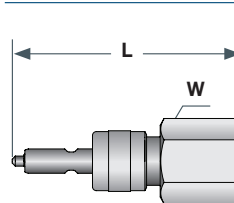
Male Pipe Thread Stem



Fitting Size	Basic Ordering Numbers		Series	Flow Coefficient (Cv)		Dimensions, in. (mm)		
	SESO	DESO		SESO	DESO	L		W inch
						SESO	DESO	
NPT (ISO Tapered, BSPT*)								
1/8"	QC4-SS-S-MN-1/8	QC4-SS-D-MN-1/8	QC4	0.3	0.2	2.07 (52.6)	2.13 (54.1)	5/8
1/4"	QC4-SS-S-MN-1/4	QC4-SS-D-MN-1/4	QC4	0.3	0.2	2.22 (56.4)	2.28 (57.9)	5/8
3/8"	QC6-SS-S-MN-3/8	QC6-SS-D-MN-3/8	QC6	0.8	0.5	2.35 (59.7)	2.47 (62.7)	3/4
1/2"	QC8-SS-S-MN-1/2	QC8-SS-D-MN-1/2	QC8	2.0	1.3	2.84 (72.1)	3.04 (77.2)	15/16
ISO Parallel, BSPP								
1/8"	QC4-SS-S-MG-1/8	QC4-SS-D-MG-1/8	QC4	0.3	0.2	2.07 (52.6)	2.13 (54.1)	5/8
1/4"	QC4-SS-S-MG-1/4	QC4-SS-D-MG-1/4	QC4	0.3	0.2	2.22 (56.4)	2.28 (57.9)	3/4
3/8"	QC6-SS-S-MG-3/8	QC6-SS-D-MG-3/8	QC6	0.8	0.5	2.35 (59.7)	2.47 (62.7)	3/4
1/2"	QC8-SS-S-MG-1/2	QC8-SS-D-MG-1/2	QC8	2.0	1.3	2.84 (72.1)	3.04 (77.2)	15/16

* For ISO Tapered (BSPT) change MN to MR

Female Pipe Thread Stem

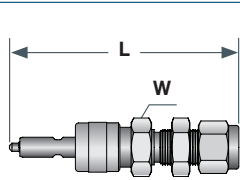


Fitting Size	Basic Ordering Numbers		Series	Flow Coefficient (Cv)		Dimensions, in. (mm)		
	SESO	DESO		SESO	DESO	L		W inch
						SESO	DESO	
NPT (ISO Tapered, BSPT*)								
1/8"	QC4-SS-S-FN-1/8	QC4-SS-D-FN-1/8	QC4	0.3	0.2	2.01 (51.1)	2.07 (52.6)	5/8
1/4"	QC4-SS-S-FN-1/4	QC4-SS-D-FN-1/4	QC4	0.3	0.2	2.26 (57.4)	2.32 (58.9)	3/4
3/8"	QC6-SS-S-FN-3/8	QC6-SS-D-FN-3/8	QC6	0.8	0.5	2.35 (59.7)	2.47 (62.7)	7/8
1/2"	QC8-SS-S-FN-1/2	QC8-SS-D-FN-1/2	QC8	2.0	1.3	2.82 (71.6)	3.02 (76.7)	1 1/16
ISO Parallel, BSPP								
1/4"	QC4-SS-S-FG-1/4	QC4-SS-D-FG-1/4	QC4	0.3	0.2	2.26 (57.4)	2.32 (58.9)	3/4
3/8"	QC6-SS-S-FG-3/8	QC6-SS-D-FG-3/8	QC6	0.8	0.5	2.35 (59.7)	2.47 (62.7)	7/8
1/2"	QC8-SS-S-FG-1/2	QC8-SS-D-FG-1/2	QC8	2.0	1.3	2.82 (71.6)	3.02 (76.7)	1 1/16

* For ISO Tapered (BSPT) change FN to FR

QC-LOK® SERIES DIMENSIONS - STEM

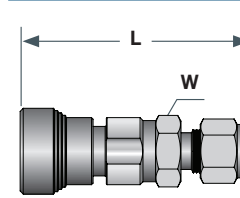
LET-LOK® Bulkhead Stem



Fitting Size	Basic Ordering Numbers		Series	Flow Coefficient (Cv)		Dimensions				
						L		W	Max Panel Thickness	Min Panel Hole Dia
	SESO	DESO		SESO	DESO					
Dimensions, in. (mm)										
1/4"	QC4-SS-S-LB-1/4	QC4-SS-D-LB-1/4	QC4	0.3	0.2	2.74 (69.6)	2.80 (71.1)	5/8	0.25 (6.4)	15/32 (11.9)
3/8"	QC6-SS-S-LB-3/8	QC6-SS-D-LB-3/8	QC6	1.0	0.5	2.92 (74.2)	3.07 (78.0)	3/4	0.44 (11.17)	19/32 (15.1)
1/2"	QC8-SS-S-LB-1/2	QC8-SS-D-LB-1/2	QC8	2.4	1.5	3.43 (87.1)	3.63 (92.2)	15/16	0.50 (12.7)	25/32 (19.8)
Dimensions, mm (in.)										
6 mm	QC4-SS-S-LB-6MM	QC4-SS-D-LB-6MM	QC4	0.3	0.2	69.6 (2.74)	71.1 (2.80)	16	6.4 (0.25)	11.9 (15/32)
10 mm	QC6-SS-S-LB-10MM	QC6-SS-D-LB-10MM	QC6	1.0	0.5	77.7 (3.06)	78.7 (3.10)	22	11.2 (0.44)	16.7 (21/32)
12 mm	QC8-SS-S-LB-12MM	QC8-SS-D-LB-12MM	QC8	2.4	1.5	87.1 (3.43)	92.2 (3.63)	24	12.7 (0.50)	19.6 (49/64)

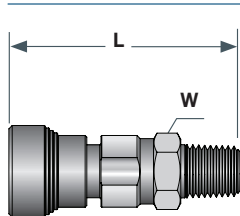
QC-LOK® SERIES DIMENSIONS - BODY

LET-LOK® Body



Fitting Size	Basic Ordering Number	Series	Dimensions	
			L	W
Dimensions, in. (mm)				
1/8"	QC4-SS-B-L-1/8	QC4	2.26 (57.4)	5/8
1/4"	QC4-SS-B-L-1/4	QC4	2.30 (58.4)	5/8
3/8"	QC6-SS-B-L-3/8	QC6	2.58 (65.5)	3/4
1/2"	QC8-SS-B-L-1/2	QC8	3.09 (78.5)	15/16
Dimensions, mm (in.)				
6 mm	QC4-SS-B-L-6MM	QC4	58.4 (2.30)	16
10 mm	QC6-SS-B-L-10MM	QC6	68.1 (2.68)	22
12 mm	QC8-SS-B-L-12MM	QC8	78.5 (3.09)	24

Male Pipe Thread Body



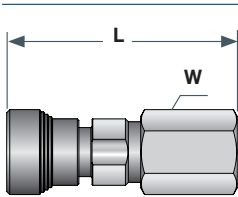
Fitting Size	Basic Ordering Number	Series	Dimensions, in. (mm)	
			L	W
NPT (ISO Tapered, BSPT*)				
1/8"	QC4-SS-B-MN-1/8	QC4	2.01 (51.1)	5/8
1/4"	QC4-SS-B-MN-1/4	QC4	2.16 (54.9)	5/8
3/8"	QC6-SS-B-MN-3/8	QC6	2.38 (60.5)	3/4
1/2"	QC8-SS-B-MN-1/2	QC8	2.97 (75.4)	15/16
ISO Parallel, BSPP				
1/8"	QC4-SS-B-MG-1/8	QC4	2.01 (51.1)	5/8
1/4"	QC4-SS-B-MG-1/4	QC4	2.16 (54.9)	3/4
3/8"	QC6-SS-B-MG-3/8	QC6	2.38 (60.5)	3/4
1/2"	QC8-SS-B-MG-1/2	QC8	2.97 (75.4)	15/16

* For ISO Tapered (BSPT) change MN to MR

QC-LOK® SERIES DIMENSIONS - BODY



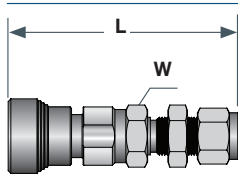
Female Pipe Thread Body



Fitting Size	Basic Ordering Number	Series	Dimensions, in. (mm)	
			L	W
NPT (ISO Tapered, BSPT*)				
1/8"	QC4-SS-B-FN-1/8	QC4	2.16 (54.9)	5/8
1/4"	QC4-SS-B-FN-1/4	QC4	2.42 (61.5)	3/4
3/8"	QC6-SS-B-FN-3/8	QC6	2.57 (65.3)	7/8
1/2"	QC8-SS-B-FN-1/2	QC8	3.22 (81.8)	1 1/16
ISO Parallel, BSPP				
1/8"	QC4-SS-B-FG-1/8	QC4	2.16 (54.9)	5/8
1/4"	QC4-SS-B-FG-1/4	QC4	2.42 (61.5)	3/4
3/8"	QC6-SS-B-FG-3/8	QC6	2.57 (65.3)	7/8
1/2"	QC8-SS-B-FG -1/2	QC8	3.22 (81.8)	1 1/16

* For ISO Tapered (BSPT) change FN to FR

LET-LOK® Bulkhead Body



Fitting Size	Basic Ordering Number	Series	Dimensions		Max Panel Thickness	Min Panel Hole Diameter
			L	W		
Dimensions, in. (mm)						
1/4"	QC4-SS-B-LB-1/4	QC4	2.67 (67.8)	5/8	0.25 (6.4)	15/32 (11.9)
3/8"	QC6-SS-B-LB-3/8	QC6	2.98 (75.7)	3/4	0.44 (11.17)	19/32 (15.1)
1/2"	QC8-SS-B-LB-1/2	QC8	3.56 (90.4)	15/16	0.50 (12.7)	25/32 (19.8)
Dimensions, mm (in.)						
6 mm	QC4-SS-B-LB-6MM	QC4	67.8 (2.67)	16	6.4 (0.25)	11.9 (15/32)
10 mm	QC6-SS-B-LB-10MM	QC6	75.9 (2.99)	22	11.2 (0.44)	16.7 (21/32)
12 mm	QC8-SS-B-LB-12MM	QC8	90.4 (3.56)	24	12.7 (0.50)	19.6 (49/64)

Overall Length Calculation for QC Series

To calculate overall length in the coupled position, subtract the insertion depth from any combination of stem and body length.

Series	Depth, mm. (in)	
	SESO	DESO
QC4	28.6mm(0.89 inch)	30.2mm(0.95 inch)
QC6	30.0mm(1.18 inch)	33.0mm(1.3 inch)
QC8	37.6mm(1.48 inch)	42.7mm(1.68 inch)

Dimensions are for reference only and are subject to change without notice.

RECOMMENDATIONS

- It is recommended to install a filter before the QC-LOK
- Hanging hoses or other accessories should be supported in order to prevent side loads
- The QC-LOK® should be coupled or uncoupled at room temperature, and while the bodies and stems are aligned
- Stem seal O-Rings should be lubricated periodically

PRESSURE-TEMPERATURE RATINGS

Coupled	MAWP QC4 3000 psig (206 bar) @ 70°F (21°C)*
	MAWP QC6 1500 psig (103 bar) @ 70°F (21°C)*
	MAWP QC8 750 psig (51.7 bar) @ 70°F (21°C)*
	MAWT 400°F (204°C) @ 250 psig (17.2 bar)**
Uncoupled and When Coupling and Uncoupling	MAWP* 250 psig (17.2 bar) @ 70°F (21°C)

*MAWP - Maximum Allowable Working Pressure

**MAWT - Maximum Allowable Working Temperature

Note:

Uncoupled QC-LOK is rated up to 70°F (21°C)

Pressure and temperature ratings are for stainless steel construction and fluorocarbon FKM seals

Spillage and Air Inclusion		
Size	Spillage CM ³	Air Inclusion CM ³
1/4"	0.3	0.3
3/8"	1.0	1.0
1/2"	3.0	3.0

DEFINITIONS:

Spillage: Volume of flowing media that will be released from the system while disconnecting the DESO (only) Quick Connector.

Air Inclusion: Volume of air that enters the system while connecting the DESO (only) Quick Connector.

Maximum Flow Rate	
Size	Water Flow U.S. gal/min (L/min) at 70°F (20°C)
QC4	4 (15)
QC6	6 (22)
QC8	10 (37)

O-RINGS

Different materials are available for special applications

O-Ring Material	Temperature Rating °F (°C)
Buna N	-35 to 250 (-37 to 121)
Ethylene Propylene (EPDM)	-70 to 250 (-57 to 121)
Fluorocarbon FKM	-15 to 400 (-26 to 204)
Polychloroprene (CR)	-35 to 225 (-37 to 107)
Perfluoroelastomer	-15 to 500 (-26 to 260)

WARNING

- Always take notice of pressure rating restrictions that apply to coupling or uncoupling
- SESO should not be uncoupled under pressure
- QC-LOK® should not be rotated while coupled

QC-Lok SERIES ORDERING INFORMATION

Series	Material	Connector Type	End Connection	Size	O - Ring	Treatment
QC4- 1/4" Body	SS - 316	B - Body	L - LET-LOK (Tube)	1/8"	BLANK - Fluorocarbon FKM	OC - Oxygen Clean LF - Lubricant Free SF - Silicone Free
QC6- 3/8" Body		S - SESO Stem	LB - LET-LOK Bulkhead	1/4" 6MM	BU - BUNA N	
QC8- 1/2" Body		D - DESO Stem	NB - NPT Bulkhead	3/8" 10MM	EP - EPDM	
			MN - Male NPT	1/2" 12MM	NE - Polychloroprene (CR)	
			FN - Female NPT		KZ - Perfluoroelastomer	
			MG - Male ISO Parallel			
			FG - Female ISO Parallel			
			MR - Male ISO Tapered			
			FR - Female ISO Tapered			
			H - Hose Connector			
			HL - ONE-LOK®			

DESOTO Stems cannot be made with 1/8" ends

OPTIONAL

High-Flow Quick Connectors



The full-flow option contains a full-flow body and a SESO stem.

To order a full-flow body, please select the relevant letters and "HF".

Example: QC4-SS-B-FN-1/4-HF

BODY AND STEM PROTECTORS

Body & Stem protectors prevent entry of contaminants & damages caused upon uncoupling of the bodies and stems. The protectors do not contain pressure.

STEM PROTECTOR	BODY PROTECTOR
QC4-SS-SP QC6-SS-SP QC8-SS-SP	QC4-SS-BP QC6-SS-BP QC8-SS-BP
	

WARNING!

The system designer and user have the sole responsibility for selecting products suitable for their special application requirements, ensuring their safe and trouble-free installation, operation, and maintenance. Application details, material compatibility and product ratings should all be considered for each selected product. Improper selection, installation or use of products can cause property damage or personal injury.